






# Data Grouping and Drill Down

This report shows the grouping of sales data into two groups. One group corresponds to the product and the other (internal group) corresponds to the time interval. Each node in the group tree can be examined with the help of Drill Down.

Product	Quarter	OrderDate	Quantity	Unit Price	Price
 Douglas' Red Apples	01.95	1/19/95 6:52:13 PM	120	1.86	223.20
		1/25/95 1:38:01 AM	1.000	1.86	1,860.00
		1/26/95 9:56:03 AM	640	1.86	1,190.40
		2/3/95 10:40:03 PM	360	1.86	669.60
		3/4/95 5:25:10 AM	400	1.86	744.00
		3/6/95 8:21:33 AM	800	1.86	1,488.00
		3/6/95 8:24:04 PM	240	1.86	446.40
			<b>3.560</b>		<b>6,621.60</b>
	04.95	4/13/95 6:36:39 PM	680	1.86	1,264.80
		4/17/95 8:58:28 AM	1.080	1.86	2,008.80
		4/20/95 12:26:50 AM	320	1.86	595.20
		4/24/95 11:21:51 AM	640	1.86	1,190.40
		5/17/95 4:35:06 AM	280	1.86	520.80
		5/18/95 7:19:44 AM	1.400	1.86	2,604.00
		6/18/95 6:36:06 PM	1.280	1.86	2,380.80
			<b>5.680</b>		<b>10,564.80</b>
	07.95	7/2/95 3:18:53 AM	880	1.86	1,636.80
		7/25/95 10:28:09 PM	680	1.86	1,264.80
		8/18/95 7:43:26 AM	920	1.86	1,711.20
		9/6/95 6:16:35 AM	80	1.86	148.80
		9/21/95 8:12:27 PM	800	1.86	1,488.00
			<b>3.360</b>		<b>6,249.60</b>
	10.95	10/5/95 9:14:03 AM	1.200	1.86	2,232.00
		11/8/95 5:21:22 AM	440	1.86	818.40
		11/17/95 11:06:58 AM	440	1.86	818.40
		11/22/95 6:39:38 AM	720	1.86	1,339.20
			<b>2.800</b>		<b>5,208.00</b>
	 Tyson's Blueberries	01.95	1/24/95 3:15:16 AM	720	0.44
2/1/95 7:02:01 PM			360	0.44	158.40
2/14/95 8:31:41 AM			600	0.44	264.00
2/16/95 1:21:20 AM			640	0.44	281.60
2/21/95 2:08:06 AM			1.200	0.44	528.00
2/22/95 3:42:04 AM			680	0.44	299.20
2/25/95 12:16:47 PM			920	0.44	404.80
2/26/95 4:06:56 AM			1.360	0.44	598.40
3/2/95 2:29:55 AM			880	0.44	387.20
3/20/95 6:05:42 AM			200	0.44	88.00




Product	Quarter	OrderDate	Quantity	Unit Price	Price		
Tyson's Blueberries	04.95	3/22/95 9:12:42 PM	640	0.44	281.60		
					<b>8.200</b>	<b>3,608.00</b>	
			4/6/95 2:11:14 AM	1.000	0.44	440.00	
			4/15/95 3:08:39 AM	960	0.44	422.40	
			4/21/95 7:54:02 PM	120	0.44	52.80	
			4/22/95 3:00:46 PM	480	0.44	211.20	
			4/23/95 7:16:43 AM	1.240	0.44	545.60	
			5/11/95 11:36:33 PM	960	0.44	422.40	
			5/15/95 11:29:26 PM	520	0.44	228.80	
			5/20/95 1:42:18 AM	120	0.44	52.80	
			5/26/95 8:38:27 PM	240	0.44	105.60	
			5/27/95 10:10:48 PM	1.040	0.44	457.60	
			6/6/95 4:23:12 PM	240	0.44	105.60	
			6/9/95 5:23:49 PM	600	0.44	264.00	
			6/10/95 2:18:51 AM	1.080	0.44	475.20	
			6/13/95 4:25:51 AM	1.320	0.44	580.80	
						<b>9.920</b>	<b>4,364.80</b>
		07.95	7/19/95 3:05:34 AM	1.120	0.44	492.80	
			8/12/95 1:54:47 AM	160	0.44	70.40	
			8/13/95 10:02:16 PM	400	0.44	176.00	
		8/18/95 4:39:28 AM	120	0.44	52.80		
		9/7/95 10:48:56 AM	680	0.44	299.20		
		9/19/95 5:45:14 PM	1.240	0.44	545.60		
					<b>3.720</b>	<b>1,636.80</b>	
	10.95	10/5/95 2:41:45 AM	1.200	0.44	528.00		
		10/5/95 9:02:43 AM	1.280	0.44	563.20		
		10/17/95 10:36:40 PM	320	0.44	140.80		
		10/18/95 3:26:47 PM	120	0.44	52.80		
		11/21/95 6:21:18 PM	920	0.44	404.80		
		11/22/95 6:51:26 PM	480	0.44	211.20		
		12/8/95 7:03:07 PM	1.160	0.44	510.40		
		12/26/95 9:10:54 AM	1.040	0.44	457.60		
					<b>6.520</b>	<b>2,868.80</b>	
Burl's Bananas	01.95	1/12/95 8:34:35 AM	480	0.68	326.40		
		1/17/95 7:42:06 PM	920	0.68	625.60		
		1/19/95 10:35:54 AM	240	0.68	163.20		
		2/6/95 4:07:52 AM	1.240	0.68	843.20		
		2/9/95 9:29:19 PM	120	0.68	81.60		
		2/10/95 3:10:55 AM	400	0.68	272.00		
		2/10/95 5:57:44 PM	400	0.68	272.00		
		2/13/95 8:47:57 AM	1.360	0.68	924.80		
		2/24/95 2:18:54 PM	1.080	0.68	734.40		
		3/8/95 4:05:44 PM	520	0.68	353.60		



Product	Quarter	OrderDate	Quantity	Unit Price	Price
		3/21/95 8:42:08 PM	200	0.68	136.00
		3/25/95 8:34:40 PM	160	0.68	108.80
			<b>7.120</b>		<b>4,841.60</b>
Burl's Bananas	04.95	4/2/95 1:51:08 PM	160	0.68	108.80
		4/4/95 7:21:09 AM	560	0.68	380.80
		4/7/95 6:43:44 PM	1.200	0.68	816.00
		4/7/95 8:49:57 PM	440	0.68	299.20
		4/10/95 5:07:28 AM	280	0.68	190.40
		4/15/95 8:54:25 AM	240	0.68	163.20
		4/22/95 2:37:57 PM	1.240	0.68	843.20
		4/24/95 9:37:28 PM	440	0.68	299.20
		5/7/95 6:12:11 PM	1.120	0.68	761.60
		5/18/95 10:24:12 PM	400	0.68	272.00
		5/20/95 6:44:40 PM	360	0.68	244.80
		6/6/95 5:32:39 AM	1.000	0.68	680.00
		6/8/95 4:10:09 PM	1.360	0.68	924.80
		6/9/95 11:00:36 AM	1.200	0.68	816.00
		6/11/95 5:40:48 PM	760	0.68	516.80
		6/19/95 7:31:15 PM	1.000	0.68	680.00
		6/27/95 5:57:03 PM	920	0.68	625.60
			<b>12.680</b>		<b>8,622.40</b>
	07.95	7/11/95 7:10:13 AM	800	0.68	544.00
		7/15/95 4:38:38 PM	1.240	0.68	843.20
		7/15/95 4:48:11 PM	880	0.68	598.40
		7/16/95 12:07:25 PM	880	0.68	598.40
		8/3/95 1:53:16 AM	80	0.68	54.40
		8/7/95 3:26:15 AM	280	0.68	190.40
		8/9/95 2:53:33 AM	1.160	0.68	788.80
		8/9/95 8:28:41 AM	280	0.68	190.40
		8/15/95 7:21:44 AM	1.320	0.68	897.60
		8/22/95 1:37:05 PM	1.360	0.68	924.80
		8/24/95 11:20:44 PM	1.200	0.68	816.00
		8/28/95 11:23:52 AM	840	0.68	571.20
		9/2/95 9:30:25 AM	800	0.68	544.00
		9/4/95 10:31:20 AM	880	0.68	598.40
		9/12/95 4:12:08 AM	1.240	0.68	843.20
		9/13/95 11:53:46 PM	920	0.68	625.60
			<b>14.160</b>		<b>9,628.80</b>
	10.95	10/6/95 9:55:38 PM	200	0.68	136.00
		10/11/95 4:19:46 PM	1.080	0.68	734.40
		10/14/95 8:55:03 AM	1.000	0.68	680.00
		10/21/95 10:42:40 PM	1.120	0.68	761.60
		10/22/95 10:14:51 PM	880	0.68	598.40
		10/22/95 11:19:02 PM	160	0.68	108.80



Product	Quarter	OrderDate	Quantity	Unit Price	Price
		10/25/95 2:24:33 PM	800	0.68	544.00
		11/7/95 1:27:59 AM	960	0.68	652.80
		11/8/95 10:48:27 PM	1.160	0.68	788.80
		11/18/95 6:20:32 PM	1.000	0.68	680.00
		11/18/95 7:41:02 PM	760	0.68	516.80
		11/23/95 12:19:18 AM	1.160	0.68	788.80
		11/23/95 5:35:53 AM	720	0.68	489.60
		12/18/95 3:34:28 AM	1.280	0.68	870.40
		12/23/95 10:16:43 PM	920	0.68	625.60
			<b>13.200</b>		<b>8,976.00</b>
Demetrius' Lima Beans	01.95				
		1/14/95 11:06:24 PM	680	2.17	1,475.60
		1/28/95 4:35:25 PM	240	2.17	520.80
		2/4/95 4:04:05 PM	720	2.17	1,562.40
		2/11/95 4:06:01 AM	1.280	2.17	2,777.60
		2/12/95 7:15:17 AM	320	2.17	694.40
		2/15/95 10:07:56 AM	120	2.17	260.40
		2/20/95 10:29:37 AM	240	2.17	520.80
		2/26/95 7:51:01 AM	760	2.17	1,649.20
		2/26/95 11:30:38 AM	1.280	2.17	2,777.60
		3/4/95 7:51:02 PM	760	2.17	1,649.20
		3/14/95 6:06:58 PM	800	2.17	1,736.00
			<b>7.200</b>		<b>15,624.00</b>
	04.95				
		4/5/95 3:35:39 AM	840	2.17	1,822.80
		4/14/95 9:22:23 AM	680	2.17	1,475.60
		4/19/95 6:53:29 AM	1.280	2.17	2,777.60
		4/19/95 8:34:28 AM	760	2.17	1,649.20
		4/19/95 11:48:02 PM	1.000	2.17	2,170.00
		4/23/95 9:13:38 PM	720	2.17	1,562.40
		4/28/95 5:22:50 PM	800	2.17	1,736.00
		5/3/95 4:26:58 AM	640	2.17	1,388.80
		5/4/95 2:27:19 PM	840	2.17	1,822.80
		5/7/95 10:22:28 PM	960	2.17	2,083.20
		5/12/95 9:10:33 AM	200	2.17	434.00
		5/16/95 12:09:47 PM	480	2.17	1,041.60
		5/17/95 9:29:28 AM	920	2.17	1,996.40
		5/21/95 9:06:17 PM	440	2.17	954.80
		5/26/95 6:53:31 AM	1.400	2.17	3,038.00
		6/20/95 1:18:26 AM	400	2.17	868.00
			<b>12.360</b>		<b>26,821.20</b>
	07.95				
		7/5/95 11:21:30 AM	1.120	2.17	2,430.40
		7/23/95 8:29:51 AM	400	2.17	868.00
		8/2/95 8:36:00 PM	600	2.17	1,302.00
		8/20/95 8:10:29 AM	1.240	2.17	2,690.80
		8/23/95 1:41:14 AM	200	2.17	434.00



Product	Quarter	OrderDate	Quantity	Unit Price	Price
		8/27/95 5:12:57 PM	1.040	2.17	2,256.80
		8/28/95 7:52:33 PM	1.360	2.17	2,951.20
		9/25/95 11:20:34 PM	560	2.17	1,215.20
			<b>6.520</b>		<b>14,148.40</b>
Demetrius' Lima Beans	10.95				
		10/9/95 10:57:17 AM	760	2.17	1,649.20
		10/17/95 11:03:04 PM	240	2.17	520.80
		10/19/95 11:20:35 PM	720	2.17	1,562.40
		10/21/95 3:28:51 AM	480	2.17	1,041.60
		10/21/95 2:23:57 PM	280	2.17	607.60
		10/21/95 9:52:19 PM	80	2.17	173.60
		11/3/95 5:31:14 AM	1.240	2.17	2,690.80
		11/15/95 8:40:27 AM	920	2.17	1,996.40
		11/17/95 6:54:30 PM	280	2.17	607.60
		11/19/95 4:09:46 AM	600	2.17	1,302.00
		11/24/95 6:01:19 PM	280	2.17	607.60
		12/25/95 11:55:56 PM	1.160	2.17	2,517.20
			<b>7.040</b>		<b>15,276.80</b>